

THE REPAIR *CLAMP*

STRAUB-CLAMP

In single-part and two-part design for reliable repair of gas, water and waste water pipes made of different materials.

Repair Clamps provide a safe and reliable sealing of damaged pipes made of a wide range of materials (steel, cast iron, ductile cast iron, fibre cement, PVC). Repairs on large damaged areas up to 250 mm are possible.

The repair clamp must be at least as long as the outside diameter of the pipe being repaired. Prepare the pipe surface according to the general installation requirements (please refer to the STRAUB-CLAMP fitting instructions).

The STRAUB-CLAMP repair clamp is manufactured with the standard seals out of EPDM resp., NBR and is available as a one or two-piece version.

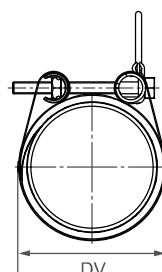
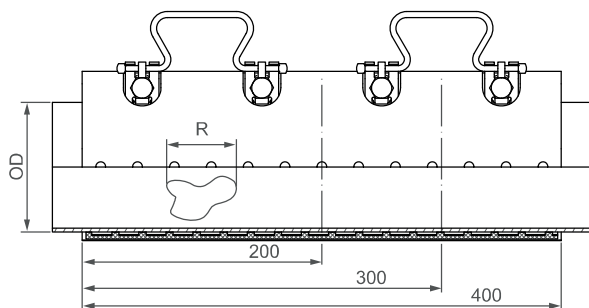


-
- Outside diameter: 44.0 up to 420.0 mm
 - Temperature: -5°C up to +40°C
 - Sealing sleeve: EPDM, NBR
-

-
- Ideal for repairing large damaged areas
 - Easy handling and fitting

Components	Materials
Casing	AISI 304
Bolts	A2 - 70
Bars	AISI 304

Sealing sleeve EPDM	Temp.: -5°C up to +40°C Medium: all qualities of water, waste water, air, solids and chemical products
Sealing sleeve NBR	Temp.: -5°C up to +40°C Medium: water, gas, oil, fuel and other hydrocarbons



Clamp length [mm]	R _{max} [mm]
200	50
300	150
400	250

OD [mm]	Clamping range [mm]	PN ¹³ [bar]	2 locking bolts [mm]	3 locking bolts [mm]	4 locking bolts [mm]	DV [mm]	Torque rate [Nm]	Allen head [mm]	Thread M...
44.0	44 - 48	16.0	200	300	-	60	20	17	10
48.0	48 - 52	16.0	200	300	-	64	20	17	10
54.0	54 - 58	16.0	200	300	-	70	20	17	10
60.0	60 - 67	16.0	200	300	-	79	20	17	10
67.0	67 - 74	16.0	200	300	-	86	20	17	10
70.0	70 - 77	16.0	200	300	-	89	20	17	10
75.0	75 - 83	16.0	200	300	-	65	20	17	10
82.0	82 - 89	16.0	200	300	400	101	20	17	10
87.0	87 - 95	16.0	200	300	400	107	20	17	10
88.0	88 - 98	16.0	200	300	400	110	20	17	10
95.0	95 - 104	16.0	200	300	400	116	20	17	10
108.0	108 - 118	16.0	200	300	400	120	20	17	10
113.0	113 - 123	16.0	200	300	400	135	20	17	10
118.0	118 - 128	16.0	200	300	400	140	20	17	10
120.0	120 - 131	16.0	200	300	400	143	20	17	10
132.0	132 - 142	16.0	200	300	400	154	35	19	12
135.0	135 - 145	16.0	200	300	400	157	35	19	12
139.0	139 - 149	16.0	200	300	400	161	35	19	12
145.0	145 - 155	16.0	200	300	400	167	35	19	12
159.0	159 - 170	16.0	200	300	400	182	35	19	12
167.0	167 - 178	16.0	200	300	400	190	35	19	12
176.0	176 - 187	16.0	200	300	400	199	35	19	12
193.0	193 - 203	10.0	200	300	400	215	35	19	12
215.0	215 - 225	10.0	200	300	400	237	35	19	12
228.0	228 - 239	10.0	200	300	-	251	35	19	12
240.0	240 - 250	10.0	200	300	-	262	35	19	12
261.0	261 - 271	10.0	200	300	-	283	35	19	12
269.0	269 - 280	10.0	200	300	-	292	35	19	12
280.0	280 - 291	10.0	-	300	-	303	35	19	12
315.0	315 - 325	10.0	-	300	-	337	40	19	12
320.0	320 - 330	10.0	-	300	-	342	40	19	12

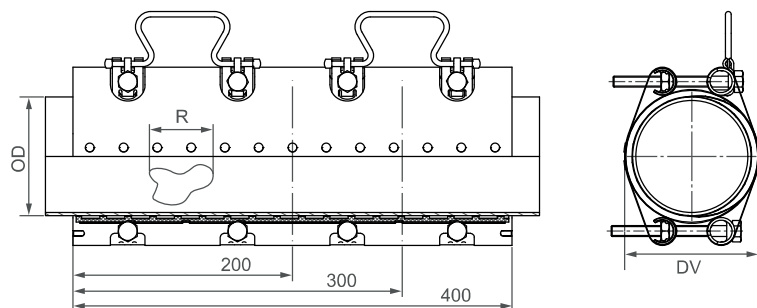
Remarks:

- Follow fitting instructions
- Test pressure = PN x 1.5
- Different pipe diameters (transition) are not possible
- Radial length of damaged area max. 20% of pipe outside diameters
- The repair clamp must be centred over the damaged area

¹³ working pressure for gas: max. 5 bar

Components	Materials
Casing	AISI 304
Bolts	A2 - 70
Bars	AISI 304

Sealing sleeve EPDM	Temp.: -5°C up to +40°C Medium: all qualities of water, waste water, air, solids and chemical products
Sealing sleeve NBR	Temp.: -5°C up to +40°C Medium: water, gas, oil, fuel and other hydrocarbons



Clamp length [mm]	R _{max} [mm]
200	50
300	150
400	250

OD [mm]	Clamping range [mm]	PN ¹³ [bar]	2 locking bolts [mm]	3 locking bolts [mm]	4 locking bolts [mm]	DV [mm]	Torque rate [Nm]	Allen head [mm]	Thread M...
88.0	88 - 110	16.0	200	300	400	117	20	17	10
100.0	100 - 120	16.0	200	300	400	132	20	17	10
108.0	108 - 128	16.0	200	300	400	140	20	17	10
114.0	114 - 134	16.0	200	300	400	146	20	17	10
120.0	120 - 140	16.0	200	300	400	152	20	17	10
130.0	130 - 150	16.0	200	300	400	162	20	19	12
140.0	140 - 160	16.0	200	300	400	172	35	19	12
159.0	159 - 180	16.0	200	300	400	192	35	19	12
168.0	168 - 189	16.0	200	300	400	201	35	19	12
190.0	190 - 210	16.0	200	300	400	190	35	19	12
210.0	210 - 230	10.0	200	300	400	242	35	19	12
218.0	218 - 238	10.0	200	300	400	252	35	19	12
240.0	240 - 260	10.0	200	300	400	272	35	19	12
269.0	269 - 289	10.0	200	300	400	301	35	19	12
282.0	282 - 302	10.0	200	300	400	314	35	19	12
315.0	315 - 335	10.0	200	300	400	347	40	19	12
322.0	322 - 344	10.0	-	300	400	356	40	19	12
337.0	337 - 358	6.0	-	300	400	370	40	19	12
347.0	347 - 367	6.0	-	300	400	379	40	19	12
365.0	365 - 385	5.0	-	-	400	397	40	19	12
390.0	390 - 410	5.0	-	-	400	422	40	19	12
410.0	410 - 430	5.0	-	-	400	442	40	19	12
420.0	420 - 440	5.0	-	-	400	452	40	19	12

Remarks:

- Follow fitting instructions
- Test pressure = PN x 1.5
- Different pipe diameters (transition) are not possible
- Radial length of damaged area max. 20% of pipe outside diameters
- The repair clamp must be centred over the damaged area

¹³ working pressure for gas: max. 5 bar